

College Readiness Letter for:
COCHRANE-FOUNTAIN CITY SCHOOL

October 17, 2018
 Code: 500695

PRINCIPAL
 COCHRANE-FOUNTAIN CITY SCHOOL
 S2770 STATE ROAD 35
 FOUNTAIN CITY, WI 54629



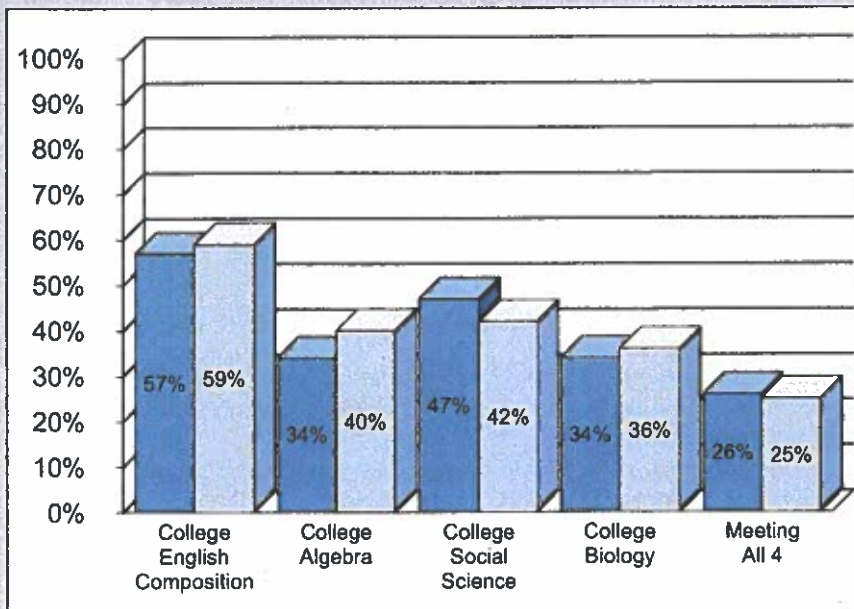
011061110

This report reflects the achievement of your graduates on the ACT over time and an indication of the extent to which they are prepared for college-level work. The ACT consists of curriculum-based tests of educational development in English, mathematics, reading, and science designed to measure the skills needed for success in first-year college coursework. Table 1 shows the five-year trend of your ACT-tested graduates. Beginning with the 2013 Graduating Class, all students whose scores are college reportable, both standard and extended time tests, are included in this report.

Table 1: Five Year Trends - Average ACT Scores

| Grad Year | Total Tested | | English | | Mathematics | | Reading | | Science | | Composite | |
|-----------|--------------|--------|---------|-------|-------------|-------|---------|-------|---------|-------|-----------|-------|
| | School | State | School | State | School | State | School | State | School | State | School | State |
| 2014 | 32 | 46,870 | 21.6 | 21.6 | 22.3 | 22.0 | 22.7 | 22.4 | 23.2 | 22.3 | 22.6 | 22.2 |
| 2015 | 33 | 46,738 | 23.1 | 21.6 | 23.9 | 22.0 | 24.6 | 22.5 | 24.0 | 22.3 | 24.0 | 22.2 |
| 2016 | 48 | 66,564 | 19.9 | 19.7 | 20.5 | 20.4 | 20.5 | 20.7 | 21.5 | 20.7 | 20.7 | 20.5 |
| 2017 | 52 | 66,734 | 19.5 | 19.7 | 20.5 | 20.4 | 20.9 | 20.6 | 21.9 | 20.9 | 20.7 | 20.5 |
| 2018 | 58 | 68,000 | 20.1 | 19.8 | 20.0 | 20.3 | 21.0 | 20.6 | 20.7 | 20.8 | 20.6 | 20.5 |

Figure 1. Percent of ACT-Tested Students Ready for College-Level Coursework



Are Your Students Ready for College?

Through collaborative research with postsecondary institutions nationwide, ACT has established the following as college readiness benchmark scores for designated college courses.

A benchmark score is the minimum score needed on an ACT subject-area test to indicate a 50% chance of obtaining a B or higher or about a 75% chance of obtaining a C or higher in the corresponding credit-bearing college courses.

- * English Composition: 18 on ACT English Test
- * College Algebra: 22 on ACT Mathematics Test
- * Social Science: 22 on ACT Reading Test
- * Biology: 23 on ACT Science Test

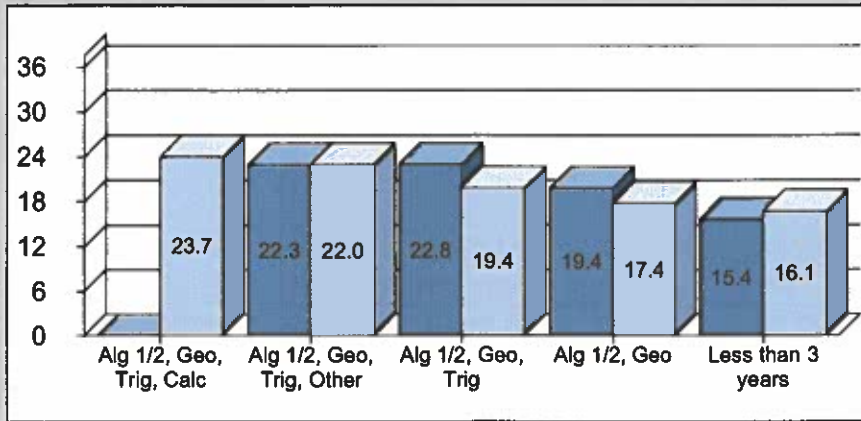
■ Your School
 ■ State

A District College Readiness Letter has been sent to the Superintendent of the district.

College Readiness Letter for:
COCHRANE-FOUNTAIN CITY SCHOOL

ACT Research has shown that it is the rigor of coursework - rather than simply the number of core courses - that has the greatest impact on ACT performance and college readiness. Figures 2 and 3 report the value added by increasingly rigorous coursework in mathematics and science respectively.

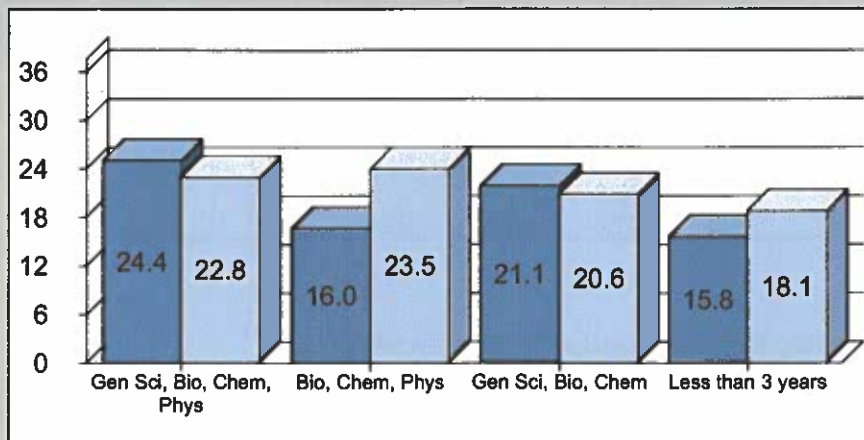
Figure 2. Average ACT Mathematics Scores by Course Sequence



Value Added by Mathematics Courses

Students who take Algebra 1, Algebra 2, and Geometry typically achieve higher ACT Mathematics scores than students who take less than three years of mathematics. In addition, students who take more advanced mathematics courses substantially increase their ACT Mathematics score.

Figure 3. Average ACT Science Scores by Course Sequence



Value Added by Science Courses

Students taking Biology and Chemistry in combination with Physics typically achieve higher ACT Science scores than students taking less than three years of science courses.

In order to ensure that all students are ready for college, an overview of vital action steps is provided.

College Readiness for All: An Action Plan for Schools and Districts

- 1. Create a Common Focus.** Establish collaborative partnerships with local and state postsecondary institutions to come to a shared understanding of what students need to know for college readiness. Use ACT's College Readiness Benchmarks as a common language to define readiness.
- 2. Establish High Expectations for All.** Create a school culture that identifies and communicates the need for all students to meet or exceed College Readiness Benchmark Scores.
- 3. Require a Rigorous Curriculum.** Review and evaluate the rigor and alignment of courses offered and required in your school in English, mathematics, and science to ensure that the foundational skills leading to readiness for college-level work are taught, reaffirmed, and articulated across courses.
- 4. Provide Student Counseling.** Engage all students in early college and career awareness, help them to set high aspirations, and ensure that they plan a rigorous high school coursework program.
- 5. Measure and Evaluate Progress.** Monitor and measure every student's progress early and often using college readiness assessments like ACT Aspire and the ACT. Make timely interventions with those students who are not making adequate progress in meeting College Readiness Benchmarks.

To learn more about these recommended action steps and ACT programs that will help improve college readiness for your students, contact ACT Customer Service at 319-337-1365 or customerservices@act.org.